



Woodhouse Grove School

Year 7 Handbook 2024/25



Contents

Welcome to Year 7	3
The Lower School	4
Your Tutor Group	5
The House System	6
Map of the School	7
Who to talk to if you have a problem	8
Homework	9
English	10
Maths	11
Biology	12
Chemistry	13
Physics	14
Modern Languages	15
Geography	16
History	17
Philosophy and Religious Studies	18
Art and Design	19
Computing	20
Design and Technology	21
Drama	22
Music	23
PE and Games	24
PSHCE	25
Learning Support, Boarding	26
The Grove Award	26-27
The First Week of Term	28

Welcome to Year 7

Dear Pupils & Parents,

I would like to extend a warm welcome to all pupils and parents of Year 7. Our aim at Woodhouse Grove is to develop the academic potential, talents and skills of each pupil, whilst also encouraging mature, caring behaviour and taking a genuine interest in the personal wellbeing of all pupils throughout their time in the school.

This booklet contains some information about how you can support your child's learning and study throughout their time in Year 7 & 8. There is a great deal of information contained within the booklet regarding issues such as the tutorial system, the house system and who pupils can talk to if they have a problem. There is also information regarding some key events in Year 7 and information about the first week of term.

The core of the booklet provides information about the subjects your child will study in Year 7 & 8 across all subject areas and includes information about homework and assessment in each subject.

You might find it very useful to spend some time with your child going through this booklet as it will "map out" the year ahead and allay some worries or fears they may have prior to starting in September.

Year 7 is the start of the learning journey that will take your child all the way through to the sixth form at Woodhouse Grove and beyond. We want them to enjoy that journey, learn a great deal along the way and develop their abilities and talents to the full. We want you to be kept informed about your child's progress and this will happen through Firefly (our online learning platform), termly reports, parent evenings and by letter, email, and phone calls.

We have a very enthusiastic and caring team of Year 7 form tutors and I know they will make the transition to senior school as easy and comfortable as possible. If you do have any queries or concerns, please don't hesitate to get in touch with your child's form tutor or myself.

I would like to wish your child every success in Year 7 and look forward to a fantastic year!



Miss A Barron
Head of Year 7

THE LOWER SCHOOL

At Woodhouse Grove, the Lower School consists of pupils in Years 7 and 8.

This booklet tells you all about what you will study in Year 7 and a quick read should help you feel prepared for starting at The Grove in September.

It won't answer all of your questions, however. Make sure you ask your form teacher or head of year if you want to understand something better.

And please show this booklet to your parents. They may have questions, too!

Curriculum

This booklet has a page for each subject on your timetable. The timetable operates over two weeks. Each week is either Week A or Week B.

In Year 7, you will all study maths, English, biology, chemistry, physics, French, geography, history, religious studies, art, design and technology, drama, computing, PE, games and PSHCE. German and Spanish are studied for half of the year each.

"We have lots of opportunities and responsibilities which makes it fun and interesting"

"I have enjoyed making new friends to hang around with."

"Year 7 at the Grove has been phenomenal. You can really be who you are and fulfil your potential. There is something for everyone."

"I have loads of friends who make me laugh and cheer me up when I'm down and support me"

"In your first few weeks, try to talk to as many new students as possible- especially those outside of your form group too."

"Always a good and delicious variety of food for lunch and they'll make sure there's something suitable for you if you need things like halal or vegan meals. Make sure you try the brownies!"

"It is really enjoyable and you make lots of friends and the teachers make every subject really fun"

Your Tutor Group

LOWER SCHOOL

Years 7 and 8 form the Lower School. In your year you will belong to a tutor group. Your tutor group will have about 20 pupils in it.

THE TUTOR GROUPS

Depending on the number of pupils in the year group you will be in one of five or six forms. If there are six forms in Year 7 you will be in either 7W, 7H, 7G, 7S, 7V or 7E. You may find that you are in a tutor group with pupils that you already know but don't worry if you don't know anybody when you first arrive as there will be other pupils who are in the same position as you.



Which Tutor Group will I belong to and what will I do in my Tutor Group?

Can I bring a mobile phone to school?

YOUR FORM TUTOR AND HEAD OF YEAR

You will meet your form tutor every day, in morning registration, in assembly or for form period. You will also have a Year Head who will look after your year group with the form tutors.

LOCKER ROOMS AND CLASSROOMS

Every year group has a locker area where you can put your bags and other belongings during the day. Your form room will be close by. Don't forget to bring 2 padlocks into school as soon as you can so that you can lock your possessions away safely.

MOBILE PHONES

You are allowed to bring your mobile phone to school as we know they are a vital tool for communication and very useful for teaching and learning. However, the school rules are that pupils cannot use their phone between 8:30am and 4pm UNLESS they have permission to do so from a member of staff.

ASSEMBLIES AND TUTOR GROUP ACTIVITIES

There are assemblies three times during the week, after lesson 2. Occasionally there will be a Full School Assembly. There are also House Assemblies, Year Assemblies or a Chapel service. You will also have a form period at least twice a week where you will spend time with your form tutor.

"Be sure to ask questions when you're unsure. The teachers are really friendly and will support you with anything they can."

The House System

THE SIX HOUSES

ATKINSON

STEPHENSON

FINDLAY

TOWLSON


SOUTHERNS

VINTER

WHICH HOUSE WILL I BE IN?

When Year 7 pupils join the school they are placed in equal numbers in each of the Houses. Usually, brothers and sisters are put into the same House. Some mums and dads who have been pupils at the school in the past also like their children to be in the same House as they were in too!

"We did a house baking competition and sold the cakes to raise money for charity!"



THE HOUSE STAFF

Pupils from Years 7 to 13 meet every other Friday morning in a House Assembly. Teachers are also present (House Tutors) and the assembly is usually led by a member of staff who has overall responsibility for the House (Housemaster or Housemistress). Pupils often help out in the assemblies and take on positions of responsibility within the House.

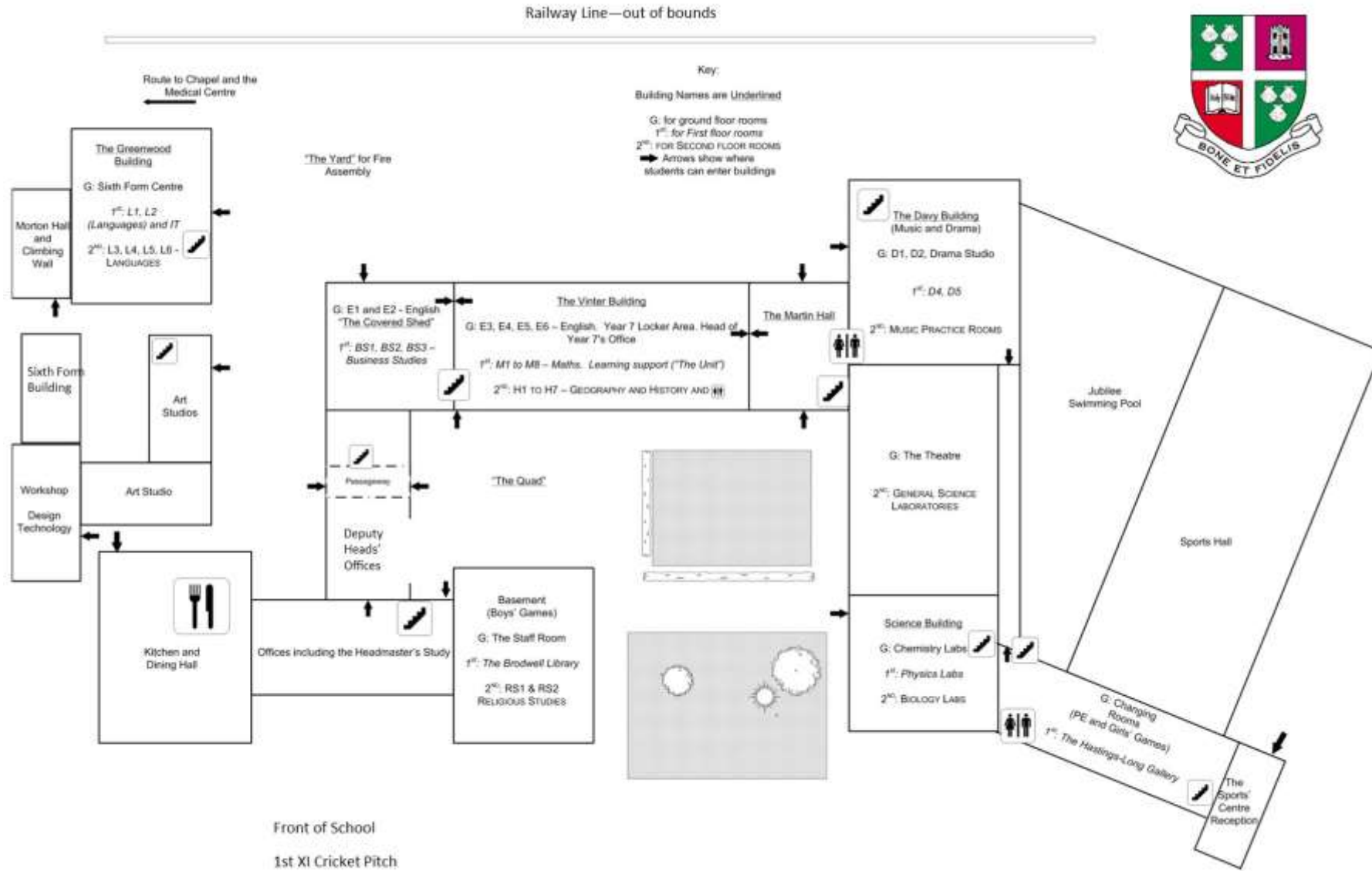
HOUSE ACTIVITIES

You will be able to take part in lots of House activities and competitions. You can participate in many different activities such as swimming, chess, debating, netball and basketball. Each House also competes for the House Cup at Sports Day. The Houses organise fund raising events for their chosen charities. House Colours are awarded as a result of individual effort and achievement.

"The houses are really competitive, but it's great and fun."



Map of the School



Who to talk to if you have a problem?

The school does have a medical centre as it is a boarding school but during the school day pupils should only go there if they are feeling really unwell. Unless it's an emergency, you should not go to the medical centre in lesson time. You have to report to the school reception first and a member of staff will ring the medical centre to check if staff are available to see you.

If you have lost something in school first retrace your steps as you may have left it behind in a classroom, locker area or changing room. Failing that, try looking in lost property which is situated in Mr Eaglestone's office opposite the area where you queue for your lunch.

If you are finding your work difficult, do not be afraid to talk to your subject teachers in the first instance as they will be very happy to help you. It would also be good to let your Form Tutor know.

... if I'm feeling really unwell?

... if I lose something?

... if I'm finding the work hard?

... if I feel that I'm being bullied, if I've fallen out with my friends or if for any reason I feel unhappy?

... if I need to get a bus ticket?

Who do I talk to ...

If you want to get a school bus you must either have a bus pass or a ticket for your journey. These can be bought from the sports centre reception and, if you can, try to get your ticket before the school day begins.

... if I want to join a club or activity?

Friends do fall out from time to time but usually make up with each other very quickly. If you can't resolve an argument, if you feel that somebody is bullying you or something else is bothering you there are lots of people who you can talk to. You can talk to your form tutor, your Year Head, the Chaplain, or to any other teachers you choose; we are all here to support you too. You can also talk to specially trained student mentors in The Hub – our peer-counselling team – at lunchtimes.


Mr Ridley is our Pastoral Support Lead for Years 7 & 8. Mr Ridley has an office in the Year 7 area. Mr Ridley is available throughout the day to provide help, guidance and support for any issues Year 7 & 8 pupils are facing.

Information about clubs is sent out via an email through Evolve to parents just before the start of each term. You can sign up via a link in that message. You could ask your form tutor if you are still not sure. You will find out about House activities during the weekly House assemblies and will be able to volunteer for activities and competitions when you are there.

Homework

In Years 7 and 8 you will usually have two pieces of homework each night (or preps as we call them at WGS). You will be given a prep timetable and it is a good idea to keep a copy of this at home. You should spend about 20-30 minutes on each prep. Most pupils do their prep at home but if you stay on after school and are not doing another activity then you will go to a prep study room.

Most preps should not cause you any problems as they should follow on from the work that you have covered in the lesson. You should always try your best but if you do find a particular prep difficult do not worry. Ask the teacher the following day if he or she can explain it to you again and have another go.



How much time should I spend on my prep and will I get it every night?

What if I find my prep really hard or don't understand it?

When do I hand my homework in and what will happen if I haven't done it or if I forget to take it into school?

How will I remember the instructions that I have been given for my homework?

Do I have to catch up on prep if I missed it because I was absent?

Your prep is normally collected in by your subject teacher in the next lesson or you may be asked to upload it to Firefly. If for some reason you haven't been able to do your work or if you forget to take it into school on the correct day, explain to the teacher why you have not got your prep to hand it and ask him or her if you can have an extension. It is your responsibility to submit your prep on the following day. You can hand it directly to the teacher or can take it to the staffroom and ask a member of staff if they can pass it on to the teacher concerned.

It's a very good idea to catch up on both classwork and prep if you have been absent as you could be missing important revision material for future tests and exams. The same thing applies if you leave a lesson to go to a music or speech and drama lesson. If you are away from school for a much longer period of time your teacher will photocopy somebody's work for you for future reference.

Your teacher will put details of the prep on Firefly, the school's computer-based learning platform. You can download the Firefly app to your phone so you can see what you need to do and mark it as done when you've finished it. You will also be given a paper-based planner which you can use to write down prep, to remind yourself to bring equipment into school for activities and as a diary to note down events that are taking place in school.

"Use your time wisely, prep after school is a great opportunity to get work done so you can have downtime at home."

ENGLISH

What is English like in Years 7 and 8?

All students study English up to GCSE level. In Year 7, pupils will study a variety of texts under the following themes: Growing Up, Heroes and Villains and, in the final term, Relationships. In language skills lessons you will focus on the basics of writing, such as spelling, punctuation and grammar. Written work is varied and could be anything from producing a leaflet to writing a gothic horror story. There is also an opportunity to participate in the Reading and Speaking Competition: pupils read a section of their favourite fiction stories or poetry and the overall winners receive a prize on Prize Day.



"You get to read lots of books which I love!"

How are English lessons organised?

You will have 7 lessons on your timetable. The lessons will be with your form class. In Year 8 you will be put into a set and have 6 lessons on your timetable.

How is my understanding tested?

Work is assessed in a range of ways. Language Skills tests are online and assess your ability to spell, use grammar and terminology effectively. Written work is also regularly assessed for both content and your accuracy. You will produce a reading or writing assessment every half-term with clear targets provided, showing you how to make progress.

Equipment

In lessons you will need a pen and a ruler. You will be provided with an exercise book and each half term you will study a different class reader.


Who teaches English?

There are lots of enthusiastic, experienced teachers who teach Year 7: Miss Monk, Mr Keegan, Miss Hughes, Mrs Jemmett and Mrs Sharpe. Some classes may have two English teachers.

"We have done loads. We read, perform and write. I love it"



Making models of Shakespeare's Globe



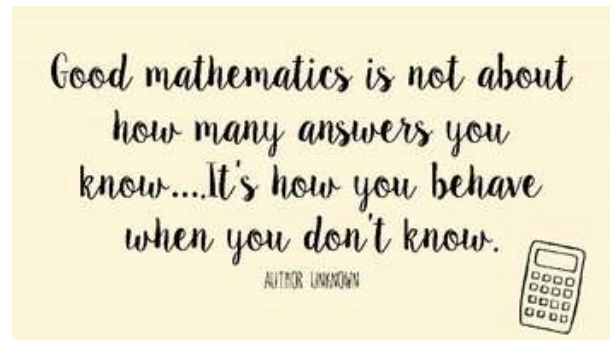
MATHEMATICS

What is maths like in Years 7 and 8?

Maths lessons build on the skills you already have in the areas of number, algebra, geometry, measures and data. You will have the opportunity to solve problems, ask questions and use computers to help you learn and explore mathematics. We want you to become confident in arithmetic and basic algebra as well as start to develop approaches to problem solving during Years 7 and 8 so that you can go on to be successful in GCSE Maths.

There are six maths classes and you will be placed with pupils of a similar ability. This means that the learning you do is at the right level and you can be supported to achieve as highly as you possibly can.

Maths, whilst being beautiful in its own right, helps you explain how the world works and the skills you develop in maths lessons will help you in physics, chemistry, biology, geography, design and technology, music Maths isn't just numbers but a way of describing what you see around you every day.



How many maths lessons will I have?

You will have 7 lessons of maths each fortnight.

How is my understanding tested?

You will be given one piece of maths prep each week which should take you about 30 minutes to complete. The prep could be an online task, written practice or to revise for a quiz. There are several maths tests during the year including the final end of year exams. You will be given a list of topics and suggested ways of revising for these tests.

Who will my teacher be?

We have lots of experienced, enthusiastic and dedicated maths teachers who teach Year 7 including Mr Norris, Mrs Dawson, Mr Sugden, Mr Tennant, Mr Eaglestone and Mr Walker. Some sets will have two teachers.

"Our teachers push us but make it fun."

Equipment

You will need to bring a pencil, black pen, ruler, eraser, compasses, protractor and a scientific calculator to each maths lesson.

We recommend the Casio fx-83GTCW model.

"I enjoy maths because I love working out problems and the teacher makes it really enjoyable."

Co-curricular opportunities

Maths support clinics run throughout the year. Pupils in the top sets are entered for the UKMT Junior Maths Challenge. In addition, all students in Year 7 take part in the FunMaths Roadshow.

BIOLOGY

What is biology like in Years 7 and 8?

Biology is the scientific study of living organisms. In biology lessons we do a lot of practical work and learn many interesting things. We do plenty of experimental work, learning how to make scientific observations and measurements, record them and make conclusions. All our lessons are in laboratories. At the start of Year 7 we use microscopes to look at cells and carry out dissections to look at tissues and organs. We then go on to study the variety of life, and we also look at human reproduction in detail. In the summer we are able to go outside and look at organisms in their environment. In Year 8 we study human biology in more detail – food, diet and digestion and how our breathing and circulatory systems work. We look at real hearts and lungs, and if you want you might even be able to cut them up! We then look at microbes and disease and how the human body defends us from disease. We actually do experiments where we grow microbes in the laboratory. We end the year by spending some time looking at fitness and health and how we move. This sets us up nicely to start the GCSE course in Year 9.



"I love biology! We get to do lots of experiments and once we dissected a heart!"

How are biology lessons organised?

You will have three biology lessons on your timetable, taught in form groups.

How is understanding tested?

You will be set biology homework according to the school homework timetable. Assessment tasks will be varied, and you will receive clear feedback to help you improve. Sometimes you will assess the work of your fellow pupils, and they will assess your work. At the end of each topic you will have a test. You will be given help in how to prepare and revise for these tests. At the end of each year there is an examination on the whole year's work.

Who teaches biology?

The Year 7 biology teachers are Mr Cliffe, Mr Norris, Mr Exeter, Mrs Harder and Dr Ingham.

Equipment

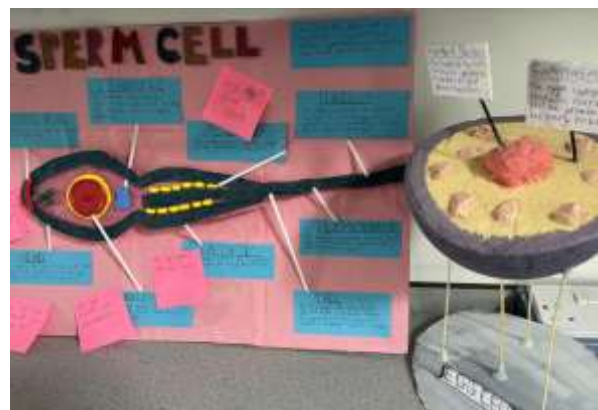


You will be provided with an exercise book and textbook, and expected to have the following equipment with you for each biology lesson:
Black pen/biro, pencil, 30 cm ruler, eraser, calculator

"I love doing practicals and the teacher is really nice!"

Other opportunities

Try joining STEM Club. It's great fun and you get to do experiments that you wouldn't normally do at school. You could even achieve a CREST award which would contribute towards your Grove Award.



CHEMISTRY

What will I study in chemistry?

In Year 7 you will study:

- Mixtures and Separation: Solutions and separating techniques
- Acids and Alkalis: Lab safety and acids
- The Particle Model: States of matter and diffusion
- Atoms, Elements and Compounds: The building blocks of the universe

In Year 8 you will study:

- Combustion: The chemistry of burning
- The Periodic Table: How we classify elements
- Metals and their Uses: What metals are like.

Will I do lots of experiments?

Yes, you are likely to do some practical work each week unless it is a test week.

How will I know if I am doing well?

You will get regular preps set and marked by a teacher that may be online or in your book. You will also have end of unit tests and an end of year exam that will help you understand your progress.

Do I need any specialist equipment?

You will be provided with an exercise book and a text book covering all three sciences which you need to bring to each lesson along with your pencil case containing a black pen, pencil, ruler and calculator.

Who teaches chemistry and where are the lessons?

In Years 7 and 8 you will have three lessons of chemistry on your timetable which will be taught in one of the chemistry laboratories.

You will be taught as a form by one of the following teachers: Mrs Harder, Mr Yam, Mr Cliffe, Mr Shah or Mr Norris.

"Chemistry is a great subject - fun, interesting and inspiring"



"The practicals are enjoyable and the theory is really interesting"




PHYSICS

What is physics?

Physics is often described as the study of matter and energy. It is concerned with how matter and energy relate to each other, and how they affect each other over time and through space. Physicists ask the fundamental questions: How did the universe begin? Of what is it made? How does it change? What rules govern its behaviour?

"In physics we learn about space and electricity, and we do interesting experiments"



"Practicals are really fun and the teachers really help you understand."

What will we be doing in Years 7 & 8?

In Year 7 you will study the following topics: measurement, conservation of energy, types of energy and energy transfers, energy in foods, what are fossil fuels, Renewable energy resources, electricity, and forces and their effects. Whilst studying these topics you will learn how to carry out and record scientific investigations, evaluate their results and develop their understanding of how physics can be used to explain natural phenomena.

In Year 8 you will continue to strengthen your investigative skills through a vast range of practical experiments from the following topics: fluids, light, earth and space, and energy transfers. By the end of Year 8 you will be ready to take on the challenge of the GCSE course starting in Year 9.

How many lessons per week are physics and who are the teachers?

You will have three periods of physics on your timetable and you will be taught by one of the following teachers: Mr Bean, Mrs Edgar, Mrs Harder or Mr Yam.

How will I be assessed and what equipment will I need?

You are given a piece of homework each week as well as being assessed by a test at the end of each topic. To be able to complete class and prep work you will need the following pieces of equipment: Pen, pencil, ruler, scientific calculator and protractor.

MODERN LANGUAGES

Speaking another language as fluently as possible and communicating with people in other countries is an increasingly important skill. This could be for work or holidays. French, German and Spanish are all major European languages and are widely spoken all over the world.



What will we do in the lessons?

You'll learn how to understand, speak and write in French, German and Spanish. This will mean having conversations with each other, acting out role plays, playing language games, listening to people speaking, watching short video clips and listening and responding to poems and songs as well as translating and writing letters and e-mails.

"I really enjoying playing language games as it helps me to learn vocabulary in a fun way."

What topics will we cover?

Talking about ourselves and our families, our hobbies and pets, our school, the weather and learning to tell the time. You will also learn about life in France, Germany and Spain and much, much more. You'll also learn some grammar, so that you can make sense of the language and start to speak spontaneously. That's when it gets really useful and fun!

How often will we have Modern Languages lessons?

You'll have 3 French lessons on your timetable and then 4 of Spanish and German. You'll study French all year and you'll study German and Spanish for half a year; swapping over in February.

Who will be teaching us?



There are 7 enthusiastic MFL teachers at The Grove: Miss Barron, Miss Bond, Mrs Hodson, Miss Barnes, Miss Smith, Miss Paige and Mrs Mitchell. We also have language assistants working with us each year to help you get extra practice.

"Oui, j'adore le français!"
"Me gusta el español!"
"Ich liebe Deutsch. Deutsch ist prima."

How will we know how well we are doing?

Your teacher will be seeing how you are doing in each lesson, and will be giving out credits when you do well! You'll also have tests once or twice each term. Homework is set at least once a week which is either a writing or learning activity.

What other opportunities are there?

You will get the opportunity to do lots of fun activities like enter our language-themed hat competition and decorate (and then eat!) a German gingerbread house. You might also be invited to our commendation cake break for excellent work in language lessons and you will also get the chance to watch some films and create your own avatar in the language lab.

GEOGRAPHY

What is geography about?

Geography aims to stimulate an interest in and a sense of wonder about places, and make sense of a complex and dynamically changing world. It explains where places are, how places and landscapes are formed, how people and their environment interact, and how a diverse range of economies, societies and environments are interconnected. It builds on your own experiences to investigate places at all scales, from the personal to the global whilst also developing an appreciation of sustainable development, ICT and areas of citizenship. In Year 7 you may learn map skills, weather and climate and about economies. In Year 8 you could learn about rivers, populations and glaciation.



How are Geography lessons organised?

In Years 7 and 8 there are three lessons of geography taught in form classes. There are three main geography teachers – Mrs Wickens, Miss Pearce and Mr Moffat.

"I love the topics we covered and the teachers make it so much fun!"

How is my understanding tested?

Your work is assessed using a range of techniques, including: Teacher marked, self marked, Peer assessed, Project work, Tests, End of year exams.

Equipment needed

As well as the usual pencil case equipment it is recommended that you have coloured pencils, scissors and glue.

"Geography has surprised me this year. I thought it was just about countries, but I now understand contours, tsunamis and earthquakes, and I can properly use a map!"

What other opportunities are there?

Geography Club runs once a week and is an opportunity for you to explore the subject further. You will have the opportunity to make 3D models, explore the school grounds, play quizzes and board games, and investigate areas of the world in more depth.



HISTORY



What is history?

History is the story of ourselves! You will use detective skills to learn from the information left behind to find out how people chose to act in the past when faced with both ordinary, and extraordinary events.

"I love learning about the past and how people used to live"

How many lessons of History and how much prep do I get?

You will have three history lessons on your timetable and you will be set one prep a fortnight. In history you will also do a project on the medieval castle which will be set as a term's prep with regular deadlines to meet.

How will I be assessed in History?

In Year 7 all assessment is aimed to help your teachers help you to get better at the key historical skills of essay writing and source analysis. In Year 7 you will be tested early in the year on these historical skills and complete regular assessment during and at the end of each unit of work. These will help you practise the different types of questions, help you improve your skills and check your understanding. In Year 7 the focus is on medieval Britain including the Battle of Hastings and medieval life. Part of the medieval castle project work involves building your own motte and bailey castle!

What will I need in lessons?

You will need the usual materials found in a well-stocked pencil case. A ruler and colouring pencils are also recommended! You will be given an exercise book and a log in to an online textbook that you will be able to access anywhere.

Who will teach me?

You could be taught by any of:
Mr Firbank, Mr Dawson and Mrs Warner.

"History is awesome as you get to do cool projects, like building a castle!"

Will I get to go on any trips?

Our Battlefields Trip in Year 9 has become one of the most important trips in the Woodhouse Grove Calendar. It gives students the opportunity to see the battlefields for themselves and experience what the soldiers must have gone through in that terrible war. We encourage students to investigate their own family history, as we search for the locations of their battles or graves.



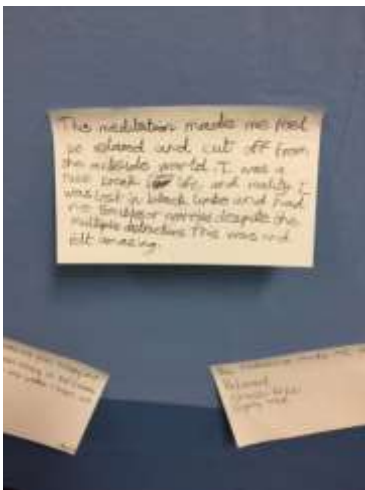
PHILOSOPHY AND RELIGIOUS STUDIES

What will be studied in Philosophy and RS?

Philosophy and religious studies is taught in such a way that will encourage and support you in exploring your own beliefs, values and ideas as well as gaining a deep and empathetic understanding of differing views. We encourage students to voice their own opinions as well as being respectful of those that differ. The aim is to encourage a philosophically questioning approach to your own, and others, experiences. You will study different answers to big philosophical questions such as, 'Does God exist?' and 'How best should I live my life?' In addition to this you will develop a good understanding of Christianity, upholding the ethos of the school with its Wesleyan foundations. For example, the life of Christ is an important focus for Y7 studies. However, there are many other faiths covered particularly as you progress through the school. You will further be presented with ideas from philosophy of religion which encourages you to consider how people think about God, reasons for belief and disbelief, religious rituals and their symbolism; along with theories of how religion began and differing views of heaven and hell. Other topics include the environment and religious responses to the problem it faces. Y8 looks specifically at world religions whilst Y9 reflects on deeper philosophical ideas such as the problem of evil.



The 'reflection' wall in the RS Department.



How is RS organised?

Philosophy and RS is taught in form groups; there are three lessons in the two week timetable. The teachers are: Miss Holloway (Head of Department), Mr Jennings, Mr Robb and Mrs Warner.

How is my understanding tested?

Work is assessed in a variety of ways. You will frequently have prep to complete to the best of your ability, group poster work, research tasks, Firefly tasks and your end of year assessment.

"Thoughtful" is the word to describe RS. My teacher is really interesting and he has helped me learn a lot about different religions"



Pupils writing personal reflections

"RS is great because you learn about different religions and about the views of different people including agnostics and humanists"

ART AND DESIGN

What is art like in Years 7 and 8?

Art is creative, exciting, fun and like no other subject! Here's how it works...

Over the first two years we will teach you about the formal elements of art through the exploration of a wide range of media, techniques and processes through a series of themed projects. In Year 7 you will explore each of the individual formal elements through mini workshops developing your drawing, printing, painting and sculpting skills. You will then apply these skills and techniques to your first project where you will develop your observational drawing skills and understanding of proportion through portraiture. This will then develop into you designing and creating your own grotesque and gruesome gargoyle head that you will sculpt from clay. All of your work is made in your own sketch book while you build ability and confidence in making art.

"I like art because we get to use interesting materials and do lots of practical work."

In Year 8 we aim to give you the opportunity to develop and refine the skills and techniques learnt in Year 7. We will look at a range of artists and develop our understanding of mark making through a wide range of observational studies.



How are art lessons organised?

Art is taught in a purpose built block, the Towlson building. All members of the department teach lower school. Miss Spiller in Studio 1, Mrs Charlton in Studio 2 and Mrs Simpson in Studio 3. All specialist art materials and equipment is supplied by the department, however you do need to bring a pencil, pen and rubber. Having your own colours – either pencils or paint – at home can also help you practise your skills.



How will I know how I am getting on?

When you arrive at The Grove we assess how much art you have done through a simple drawing and critical thinking test. From there we mark your book regularly and give you lots of written advice for improvement.

"Art is amazing you can do all kinds of different activities."

What other opportunities are there in the art department?

If you choose art in Year 9 and beyond we have a great department here at The Grove. You can do GCSEs in Art & Design and Photography. You can make art work in any materials and style including painting, drawing, ceramics, sculpture, graphics, collage or mixed media. We have visits to art galleries, you can work with visiting artists and enjoy a whole range of extra-curricular activities, including working on the Art Trail, working with cameras and the dark room, help build stage sets and props, work with your friends in the various art clubs and groups. There's so much to do!


COMPUTING

What are computing lessons all about?

In Year 7 you'll follow the National Centre for Computing Education's curriculum, starting with looking at the impact of technology, and how to collaborate online respectfully. You'll learn how to make best use of the school's Firefly Intranet service, as well as cloud computing and Office 365. You'll learn new spreadsheet and data modelling skills, look at how computer networks work, and develop your coding and computational thinking via Scratch or Python. You'll also learn about how to use media effectively for a cause or project. Additionally, you'll be introduced to machine learning and how artificial intelligence works.



"Robot Club is back in September. You can work with Lego Mindstorms and Spike Prime Robots as well as BBC Microbits."



How are computing lessons organised?

In Year 7 you will have two lessons of computing on your timetable in a computer suite. In addition there will be a 30 minute prep set each fortnight. You will have your own username, password and file storage area, both on the school system and via OneDrive and Office 365. The computers have a range of software installed on them including image and sound editing programmes and animation software. You will be taught as a form group.

How do I know how well I am doing?

At the end of each section of work you will undergo an end of unit assessment in lesson time, using the computers via Firefly. Classwork and prep will be regularly reviewed.

"I really enjoyed learning to do animations."

Equipment

Not all of computing involves sitting at a computer. You will need your usual pencil case and folder in each lesson.

What other opportunities are there in computing?

In Year 8 you will continue to gain valuable skills and knowledge about different types of software and how it can be used in everyday life, including developing for the web, further developing your programming skills in Python, mobile app development, and improving your imedia skills with vector graphics software. In Year 9 computing is optional; it includes units on cybersecurity and big data, as well as animation, image and sound editing skills and theory. You could then go on to take a GCSE or A-level in computing. Co-curricular opportunities include Robot Club and Coding Club.

DESIGN AND TECHNOLOGY

What happens in design and technology lessons?

In design and technology you will gain experience in identifying, considering and solving problems through design and making using a wide range of materials and technologies.

Our aims in the department during Years 7 and 8 are:

- 1) To develop and encourage a good working environment in the workshops, one of creativity, responsibility and safety;
- 2) To introduce you to the constructional possibilities of a wide range of materials through the practice and application of appropriate workshop processes.
- 3) To engage in a wide variety of design and making tasks including the use of CAD/CAM.



"DT is good because the teachers are awesome and you get to make cool stuff"

"We got to make a CNC moneybox. It was awesome."

You will work through various projects: designing, realising and evaluating your individual pieces of work. You will have the opportunity to work with a wide range of materials including woods, electronics, textiles and plastics and with a wide range of manufacture methods including hand fabrication and CAD/CAM, laser cutting and CNC routing.



How are DT lessons organised?

You will have three DT lessons on your timetable with either Mrs Smith, Mr Birkett or Mr Allison. During the year you rotate around the three members of staff and experience three projects based on timbers, textiles and electronics in Y7.



Equipment

You will need your normal school pencil case equipment. All other materials, aprons and safety equipment will be provided for you.

What other opportunities are there in DT?

Year 7 & 8 have the opportunity to use the workshops with a member of staff one night a week after school, either to 'catch up' on practical activities or pursue your own personal projects. The department also run a lunchtime textiles club one day a week throughout the year. There are also various competitions/activities you can get involved in such as the Bradford Manufacturing Week Challenge.



DRAMA

What is it like to study drama in Year 7 and Year 8?

Drama is a creative, collaborative and fun subject!

Throughout year 7 and 8, you will have the opportunity to work with lots of different groups as you explore different methods of storytelling and communicating meaning on stage. As well as playing games and completing exercises which develop confidence, focus, team work and acting skills you will learn about different styles of theatre, such as physical theatre and verbatim theatre, as well learning how to take a script from page to stage. In addition to developing your skills as a performer, you will learn how to design costume, sets and even lighting! You will begin to develop your technical vocabulary and learn how to use it accurately to describe and evaluate your ideas.



How are drama lessons organised?

Your timetable will include two drama lessons a fortnight which will take place in The McCarthy Theatre or the Drama Studio. Both spaces are fully equipped with lighting and sound equipment. We also have prop and costume cupboards.

"Drama has made me so much more confident and I have taken up lead roles. The facilities are amazing!"

How are my skills tested?



In drama, you will be assessed in four different roles: creator, performer, designer, evaluator.

Each term, you will have one main assessment which will focus on two of those skills. Some of the assessments are practical assessments (where the performer skill is assessed) but other elements are written.

There will also be lots of opportunities for peer and self-assessment as we share work and ideas throughout the term.

"This is a new subject for me but it is my favourite. You can really express yourself"

What other drama opportunities are there?

You could take part in the annual Year 7 and 8 Spotlight talent show, audition for the school production or come along to play extra drama games at Drama Games Club! If performing isn't your favourite, you could join our Junior Theatre Tech Club and learn about lighting, set and props. You could even be part of the backstage crew during the productions!



MUSIC

What are music lessons all about?



Whether you like to sing, play, listen to or write music you will learn more about music at Woodhouse Grove. Classroom music lessons cover a variety of topics and teach the basics of music notation, writing simple pieces and performing. Everyone learns to play the keyboard and guitar in Year 7 and 8 as well as see other orchestral instruments and try them during instrument demonstrations. There is a wealth of opportunities to perform, from Wednesday break-times in the coffee concert series to the summer term junior production.

How are music lessons organised?

You will have two lessons of music on your timetable in Years 7 and 8. Mr Tedd and Mr Wilson are the main music teachers.

How do I know how well I am doing?

Written work is marked for effort and for achievement. Pieces of work are given a comment – usually with something to improve on for next time. Prep is set once a fortnight – often a research task or to complete a worksheet for the following lesson.

"We have played a wide range of instruments and there are loads of groups or bands to get involved with."

Equipment

You need your exercise book and usual pencil case for each lesson.

What other musical opportunities are there?

Pop Choir, Orchestra, Clarinet Group, Flute Choir, Wednesday Break-time "Coffee and Cake Concerts", Rock Bands, 'Drum Duelling', Music Concerts, Chamber (smaller) Concerts, Christmas Carol Service and Night of Rock.

"The thing I love about music is that you don't just write things down - you get to do the practical side of things such as singing and using computer programs to write pieces"



PE AND GAMES

What are PE and games lessons like in Years 7 and 8?

The aim of PE and Games is to offer a wide range of activities so students challenge themselves and gain a wide range of experiences; PE and Games lessons are when you gain skills in sporting and fitness activities. You learn more about how to get fit and stay fit so that you can enjoy sport and look after yourself. The Grove is very proud of its sporting traditions and you learn about these sports in lessons and in co-curricular training sessions. At the end of a block of work there will be an assessment which will measure your progress but also identify strengths and areas for improvement.



"Try out as many new sports as possible; it's a fab way to meet new people and learn new skills outside the

"I love swimming at The Grove"

How are the lessons organised?

You have three periods of PE a fortnight (one of which will be a swimming lesson) and one double period of Games each week.

In PE you will participate in a range of activities including gymnastics, basketball, handball, dance, athletic development, outdoor adventurous activities (OAA), tennis and waterpolo.

The Games activities are shown in this table:

"Rugby at school is epic! You'll love it even if you haven't played before!"

	Boys	Girls
Autumn Term	Rugby	Netball, Football
Spring Term	Rugby 7s, Football and Sports Development	Netball and Sports Development
Summer Term	Cricket, Athletics and Tennis	Cricket, Athletics and Tennis
Sports Development = Fitness Suite, Badminton, Basketball, Table-Tennis, Squash.		

What about school teams?

Practices for school teams take place in games lessons and after school. Fixtures take place after school and especially on Saturdays. If selected, we expect you to represent the school in these fixtures.

Equipment

Other than suitable footwear, swimming costume and swimming hat, and the sports clothing on the uniform list, the school can provide the equipment you need for PE and games. Many students buy their own equipment if they get into teams but your teacher can give you advice about any equipment later in the year.

"PE is fun because you get to try sports you might not have done before"



PSHCE

- **Personal – to do with ourselves**
- **Social – to do with our interactions and relationships with others**
- **Health – all about looking after our bodies, mentally and physically**
- **Citizenship – all about understanding democracy and law and encouraging you to play an active role in your community**
- **Education**

"PSHCE can be funny, sad or serious, but we always learn a lot"

Throughout Year 7 you will cover the topics below:

Health and Wellbeing	Living in the Wider World	Relationships (RSE)
What do we mean by a healthy lifestyle? Health introduction.	Being an aspirational student	Keeping good friendships and avoiding toxic ones.
How can I keep healthy? Food groups, diet and nutrition.	The importance of self esteem	Family relationships – the different types and why we don't always get along.
Eating responsibly – Food labels and health hazards.	How can we budget our money?	Love and relationships – falling in love and dealing with new feelings.
Healthy Living – exercise and keeping active.	How can I create a personal budgeting plan? (2x hours)	Bullying or banter? Why do people bully others and how can we help stop this?
Not eating healthily - what are the consequences?	What are savings, loans and interest?	What is cyberbullying? Why do people bully online?
What's the big deal about energy drinks?	What are the different types of financial transactions?	How do we keep safe and positive relationships (on and off-line)?
The dangers of cigarettes and alcohol (2x hours)	What are the different types of financial products?	What is my personal identity and why is diversity important?
Puberty – what happens, when and why.	How can we shop ethically?	Extremism – why does radicalisation happen and how does it challenge our values?
Periods – what happens, when and why.	What are wants and needs and why do we need to know the difference?	
Introduction to mental health issues – depression focus.	How can we enjoy social media but keep our accounts safe and private?	
What are drugs? Why are they dangerous? (class A, B and C)	What is stereotyping and prejudice? Racism focus.	
How can we manage our anger?	How can we be resilient and face challenges?	

"I think PSHE is great because we always talk about relevant issues and the teacher makes lessons funny and interesting"

'It takes courage to grow up and become who you really are'

LEARNING SUPPORT

Approximately 10% of each year group come under the “**watching brief**” of the Learning Support Department. If you are one of these students then, by the time you arrive in Year 7, we shall have met you and your family to decide if we can provide the appropriate support for your needs.

You will have an invite to the “chocolate biscuit club” to establish informal contact with staff and other pupils during one lunchtime a week.

Should you need “**withdrawal**” to Learning Support this will usually be from a Modern Languages subject. These lessons allow small group work on basic skills. We support the work of core subjects, give practical tips for prep, exam revision and advice on personal organisation.



BOARDING LIFE

If you are going to board regularly then there are other guides to help you prepare and to understand how boarding life is organised.

It is also usually possible for day pupils to board occasionally, perhaps if parents need to go away.

But the great thing about being part of a boarding school is that the facilities (such as the dining room, for breakfast and tea, and the library) are open for all of you to use.

THE GROVE AWARD



The Grove Award is an opportunity for your contribution to the whole life of the school to be recognised.

This award is open to students in Years 7 to 9. Successful completion will result in the awarding of a badge, one for each year group.

To gain The Grove Award you must complete 5 of these challenges. You may select them from any of the sections but have to include at least 3 different types of activity in your final 5 eg you could pick 2 from sport, 2 from STEM and 1 from performing arts or do 1 from each section. You must upload evidence on the Firefly page, providing details of what you’ve done along with the name of someone who can verify you’ve completed the challenge.

The Grove Award Categories (clubs/challenges will be added to this during the year)

Bone et Fidelis	Performing Arts	Sport	STEM	Other
<ul style="list-style-type: none"> • Play an active role in planning and delivering a significant aspect of a Year or House Assembly or Chapel • Take part in 10 hours volunteering in your community • Become a library monitor • Do a sponsored event • Play an active role in organising a fund-raising event • Play an active role on the School Council or as a House Prefect • Take an active part in a project that celebrates Woodhouse Grove's multi-cultural community • Take an active part in a project that improves the environment at Woodhouse Grove 	<ul style="list-style-type: none"> • Join a music ensemble in or out of school and attend 10 rehearsals • Join the Y7-9 singers and attend 10 rehearsals • Be a member of tech club and attend 10 sessions • Take part in a school play or a play outside of school. • Join a dance club in or out of school and attend 10 sessions • Take part in a dance show/competition outside of school 	<ul style="list-style-type: none"> • Be a member of a school sports team and attend 10 weeks training • Be a member of a sports team outside school and attend 10 weeks training • Take part regularly in a sporting activity inside/outside school and attend 10 weeks • Agree a personal fitness goal with your PE teacher. Keep a log of your activity and meet the goal 	<ul style="list-style-type: none"> • Complete a CREST award • Attend 10 hours of STEM club • Attend 10 hours of puzzle club • Attend 10 hours of robot club • Attend 10 hours of D&T club • Complete an online learning course 	<ul style="list-style-type: none"> • Gain 5 house points • Be a member of a group outside school eg guides/ scouts/ cadets and attend for 6 months • Correspond with a penfriend in another language • Take part in a school residential experience and write a report suitable for school social media or News from the Grove • Agree a personal goal with your form tutor, that should take around 10 hours to complete. Keep a log of your activity and meet the goal • Complete the Arts Award Explore Qualification • Complete 70 days learning on Duolingo



THE FIRST WEEK OF TERM

"After the first week, it all feels normal!"

On the first day you should bring the following with you:

- A named pencil case with your pens, pencils, coloured pencils, glue, ruler etc
- Some "wallet style" folders for each of your subjects.
- Two padlocks for your lockers, with spare keys which can be handed in to your Year Head in case you lose your own key.
- Your PE kit as you may have a PE lesson on the first day. (Year 7 games is on a Friday afternoon)
- Your school bag. You can choose your own style of bag as we do not have a WGS one... and the same applies if you wish to wear an outdoor coat.

What do I need to bring on the first day of the school year?



When will lunchtime activities and after school clubs and training start?

Your parents will be sent information about how to sign-up for activities in the co-curricular programme.

Most activities start in the first full week of term. However, some like cross-country (after-school on Thursday) will begin immediately. Some activities take place at lunchtime and some after school.

There are likely to be training sessions for rugby and netball on Saturday 7th September but more information will be sent out nearer the time to let you know the details.



Individual music lessons start in the first full week of term. The timetables are on the notice boards in the Davy Building, or you can ask your form tutor or track down a member of staff in the music block!

Speech and Drama lessons will also start in the first full week. Details of your lessons will appear on the Performing Arts notice board in the Year 7 corridor and on the notice board in the Davy Building.

I'm going to be having individual music / speech and drama lessons. When do they start and where can I find out about them?

